

DATASHEET

aScope™ 5 Cysto HD combines superior image quality with the simplicity and efficiency of the Ambu sterile single-use flexible cystoscopy solution.

High image quality using HD technology

aScope 5 Cysto HD takes you to the next level. Together with the Full-HD Ambu display unit, the aScope 5 Cysto HD System provides a superior image to the user. There is no deterioration affecting image quality, and you don't have to worry about damaging your cystoscope. Because with aScope 5 Cysto HD, you get a brand-new cystoscope for every procedure.

The combination of a high-resolution camera chip in the cystoscope and the Full-HD Ambu display unit delivers a superior image. Ambu's proprietary Advanced Red Contrast (ARC) enhancement algorithm is intended to improve the visibility of red colour tones in the image without altering the natural appearance.

Simplified workflow

aScope 5 Cysto HD is always ready when you are and easy to take with you. Accessing an available cystoscope is no longer a barrier to increasing procedure volume and productivity. Delays that cause your patients to feel disappointed or anxious become a thing of the past. From the outpatient clinic to inpatient consult procedures, you can take the lightweight single-use cystoscope and portable monitor with you and use for different clinical settings.

Easier to plan and manage your day
aScope 5 Cysto HD makes it easier to plan and manage your day. You don't have to locate and move a heavy tower around. And when you are done, you simply dispose of the single-use cystoscope. There is no more cleaning hassle.

Eliminates hidden costs

With aScope 5 Cysto HD, expenses, such as reprocessing supplies, maintenance and repairs - as well as the associated long-term service contracts - are erased. In fact, aScope 5 Cysto HD may actually save money for your hospital because it improves your workflow and reduces the time and costs needed to clean reusable cystoscopes.

Ambu® aScope™ 5 Cysto HD

Single-use efficiency, next-level imaging



KEY BENEFITS

Superior image quality using HD technology.

Enhanced visibility with Advanced Red Contrast (ARC).

Simplifies workflow and makes it easy to plan your day.

Helps to optimise cost control.

Eliminates hidden costs and allows to reallocate valuable resources.

Ambu

SPECIFICATIONS

Optical system

Field of view	120°
Depth of field	3 - 100 mm
Illumination method	LED

Insertion portion

Bending angle*	210° up, 120° down
Insertion cord diameter	16.2 Fr / 5.4 mm (0.21")
Distal end diameter	16.8 Fr / 5.6 mm (0.22")
Maximum diameter of insertion portion	18 Fr / 6.0 mm (0.24")
Working length	388 mm (15.3")

Working channel

Minimum instrument channel width**	Min. 6.6 Fr / 2.2 mm (0.086")
------------------------------------	-------------------------------

Storage & transportation

Temperature - transportation	-10 - 55 °C (14 to 131 °F)
Temperature - storage***	10 - 25 °C (50 to 77 °F)
Relative humidity	30 - 85 %
Atmospheric pressure	80 - 106 kPa

Operating environment

Temperature	10 - 40 °C (50 to 104 °F)
Relative humidity	30 - 85 %
Atmospheric pressure	80 - 106 kPa
Altitude	≤ 2000 m

Sterilization

Method of sterilization	ETO
-------------------------	-----

Material

DEHP phthalates	Does not contain any DEHP phthalates
No allergenic substances	Not made with natural rubber latex

Dimensions

Weight	158 g
--------	-------

ORDER NUMBERS

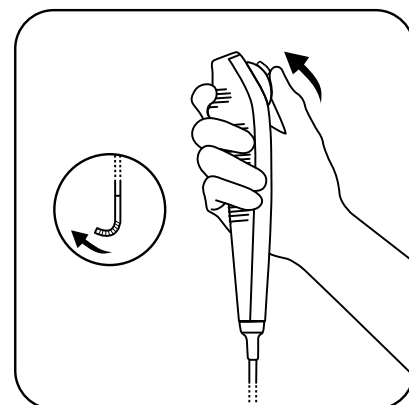
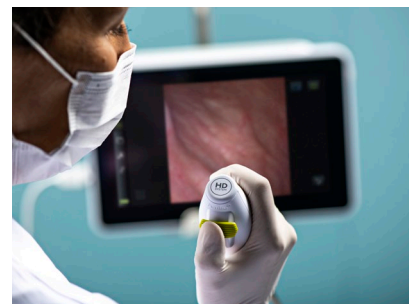
Product	Item no.	Quantity
aScope 5 Cysto HD - Reverse Deflection	602001000	5 pcs
aScope 5 Cysto HD - Standard Deflection	603001000	5 pcs
Accessories	Item no.	Quantity
Stopcock 4-Way. 50 psi (3.5 bar). Swivel Nut, Large Bore****	K12-11412	50 pcs
Hemostasis Valve. AccessPLUS™, Large Bore****	K12-11413	25 pcs

* Please be aware that the bending angle can be affected if the insertion cord is not kept straight or have inserted endoscopic accessories.

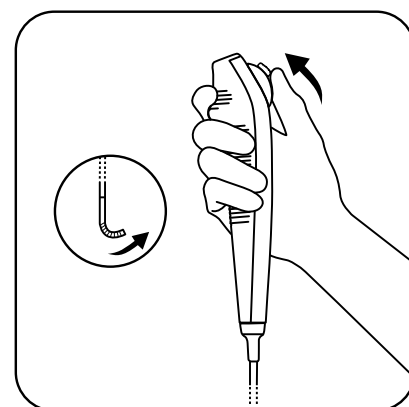
** There is no guarantee that endoscopic accessories selected solely using this minimum working channel width will be compatible in combination.

*** Storage under higher temperatures may impact shelf life.

**** Not available in all countries.



Standard Deflection
Level Up = Tip Up
Level Down = Tip Down



Reverse Deflection
Level Up = Tip Down
Level Down = Tip Up

Ambu

Ambu Limited

Incubator 2
Alconbury Weald
Enterprise Campus
Cambridgeshire
PE28 4XA
T +44 1480 49
ambu.co.uk



2797

US: Rx Only