







# Ordering Information

## Single Patient Neurology Needle Electrodes



Needle Electrodes Type	Item No.	Length		Caliber		Shelf life in months (in unopened pouches)	Packaging		
		mm	inch	mm	gauge no.		Peel Pouch	Box	Carton
<b>Ambu® Neuroline Concentric</b> 	■ 740 25-30/25	25	1"	0.30	30G	36	1	25	400
	■ 740 25-45/25	25	1"	0.45	26G	36	1	25	400
	■ 740 30-35/25	30	1.2"	0.35	28G	36	1	25	400
	■ 740 38-45/25	38	1.5"	0.45	26G	36	1	25	400
	■ 740 50-45/25	50	2"	0.45	26G	36	1	25	400
	■ 740 75-65/25	75	3"	0.65	23G	36	1	25	400
<b>Ambu® Neuroline Monopolar</b> 	■ 742 25-36/40	25	1"	0.36	28G	36	1	40	320
	■ 742 38-36/40	38	1.5"	0.36	28G	36	1	40	320
	■ 742 38-45/40	38	1.5"	0.45	26G	36	1	40	320
	■ 742 50-45/40	50	2"	0.45	26G	36	1	40	320
	■ 742 75-50/40	75	3"	0.50	25G	36	1	40	320
<b>Ambu® Neuroline Monopolar</b>  Pre-attached leadwire: 76 cm (300)	■ 743 25-36/40	25	1"	0.36	28G	36	1	40	320
	■ 743 38-36/40	38	1.5"	0.36	28G	36	1	40	320
	■ 743 38-45/40	38	1.5"	0.45	26G	36	1	40	320
	■ 743 50-45/40	50	2"	0.45	26G	36	1	40	320
	■ 743 75-50/40	75	3"	0.50	25G	36	1	40	320
<b>Ambu® Neuroline Inoject</b>  Pre-attached leadwire: 76 cm (300)	■ 744 25-30/10	25	1"	0.30	30G	60	1	10	160
	■ 744 30-36/10	30	1.2"	0.36	28G	60	1	10	160
	■ 744 35-40/10	35	1.4"	0.40	27G	60	1	10	160
	■ 744 38-45/10	38	1.5"	0.45	26G	60	1	10	160
	■ 744 50-50/10	50	2"	0.50	25G	60	1	10	160
	■ 744 75-55/10	75	3"	0.55	24G	60	1	10	160

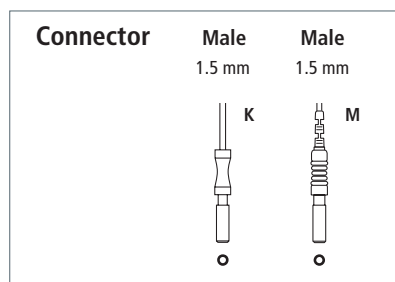
Ex: Item No. **740 25 30/25**  
 Electrode type Needle length Calibre Needles pr. box



Needle Electrodes Type	Item No.	Lead wire Length mm inch	Needle Length mm inch	Calibre mm gauge no.	Lead wire Colour	Shelf life in months (in unopened pouches)	Packaging Pouch - Box - Carton
<b>Ambu® Neuroline Subdermal</b> 	745 12-50/24	50 20"	12 0.5"	0.40 27G	□ ■ ■ ■ ■ ■	60	1 - 24 - 384
	745 12-100/24	100 40"	12 0.5"	0.40 27G	□ ■ ■ ■ ■ ■	60	1 - 24 - 384
	745 12-150/24	150 60"	12 0.5"	0.40 27G	□ ■ ■ ■ ■ ■	60	1 - 24 - 384
	745 12-250/24	250 100"	12 0.5"	0.40 27G	□ ■ ■ ■ ■ ■	60	1 - 24 - 384
<b>Ambu® Neuroline Twisted Pair Subdermal</b> 	746 12-100/25	100 40"	12 0.5"	0.40 27G	■ □ ■ ■ ■ ■ ■ ■	60	1 - 25 - 200
	746 12-150/25	150 60"	12 0.5"	0.40 27G	■ □ ■ ■ ■ ■ ■ ■	60	1 - 25 - 200
	746 12-200/25	200 80"	12 0.5"	0.40 27G	■ □ ■ ■ ■ ■ ■ ■	60	1 - 25 - 200
	746 12-250/25	250 100"	12 0.5"	0.40 27G	■ □ ■ ■ ■ ■ ■ ■	60	1 - 25 - 200

Black is paired with 5 different colors. Each box consists of 5 pieces of each pair.

Cables	Item No.	Lead wire Length cm inch	Colour	Shelf life in months (in unopened pouches)	Packaging Pouch	Needle socket	Connector
<b>Ambu® Neuroline Concentric Cable</b> 	1741	100 40"	■		1	1.0 mm	DIN (60130-9)
	1742	200 80"	■		1	1.0 mm	DIN (60130-9)
5 pin 240j DIN connector							
<b>Ambu® Neuroline Monopolar Cable</b> 	1744	76 30"	□		1	1.0 mm 1.5 mm	(DIN 42 802)
	1747	100 40"	□		1	1.0 mm 1.5 mm	(DIN 42 802)



### Ambu A/S

Baltorpbakken 13  
 DK-2750 Ballerup  
 Denmark  
 T +45 72 25 20 00  
 F +45 72 25 20 50  
 www.ambu.com

### NEUROLOGY